

Dealer Code: _____

Refrigerator Panel

Page ____ of ____

Dealer Name: _____

Job Name: _____

1. Specify appliance manufacturer and model number below. **Include a copy of manufacturer's specifications.**

Manufacturer: _____

Model #: _____

2. Select style.

Style 1 (A, D)

Style 3 (E1, E2, F)

Style 5 (D)

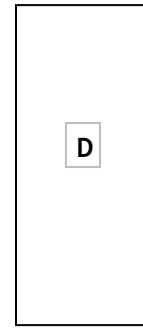
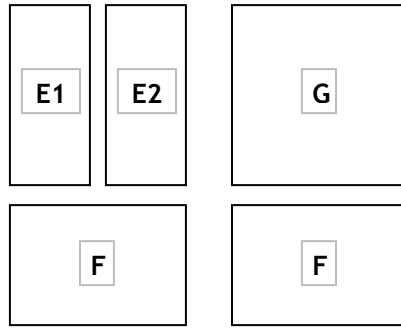
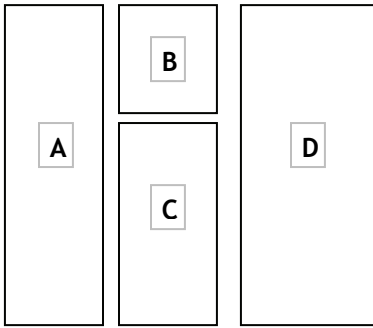
Style 2 (B, C, D)

Style 4 (G, F)

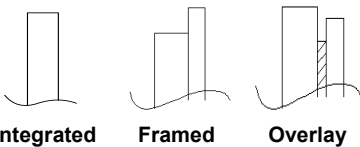
Freezer left, Fridge right

Upper fridge, Lower freezer

All freezer or All fridge



3. **Refrigerator Grille Panel:** Specify all required panel dimensions in last column below



4. **Integrated (REFAPIN):** Specify decorative door panel dimensions.

Framed (REFAP): Specify decorative door panel and backer panel dimensions.

Overlay (REFAPSP): Specify decorative door panel, backer panel, and spacer panel dimensions. Specify spacer panel thickness.

	Panel Letter:	Panel Letter:	Panel Letter:	Panel Letter:	Grille Panel Letter:
DECORATIVE	Width: _____	Width: _____	Width: _____	Width: _____	Width: _____
	Height: _____	Height: _____	Height: _____	Height: _____	Height: _____
BACKER	Width: _____	Width: _____	Width: _____	Width: _____	Width: _____
	Height: _____	Height: _____	Height: _____	Height: _____	Height: _____
SPACER	Width: _____	Width: _____	Width: _____	Width: _____	Width: _____
	Height: _____	Height: _____	Height: _____	Height: _____	Height: _____

Spacer Panel: 1/16" thick 1/8" thick 1/4" thick Other: _____